



## LED Street Light

Ideal to bring a uniform lighting experience to large spaces, the Zolu Lighting Street Light includes a variety of mounting options, wattages availability levels, and beam angles. The fixture particularly fits most requirements embraced in parking lots, downtown areas, neighborhoods, walkways and building grounds.

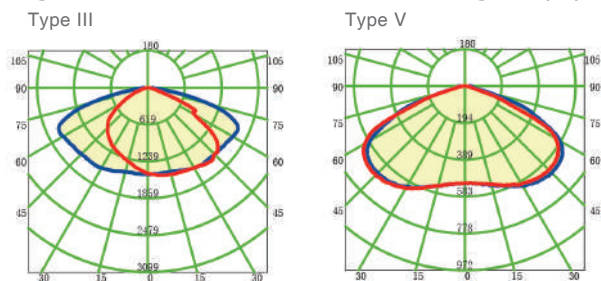
### Features and Benefits

- Excellent heat dissipation with modern and durable design
- No wires being exposed to the sun and rain
- Easy maintenance
- Highly energy efficient - up to 140lm/w
- IP65 rated, suitable for Wet Locations
- With Photocell
- 5 Year Warranty
- UL Certificate

### Applications

- Parking lots & Streets
- Walkways and building grounds
- Downtown areas and neighborhoods

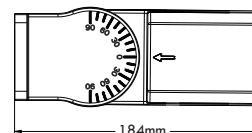
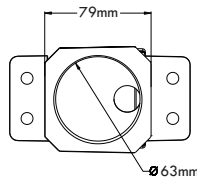
### Light Distribution Curve and Average E (lx)



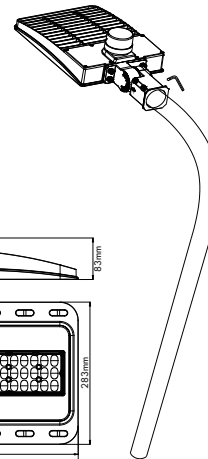
250W  
300W



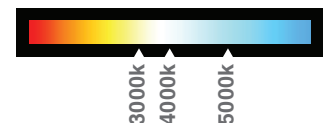
60W  
100W  
150W



Optional Square Pole Mount ZLSQUARE



Color Temperature



### Technical Parameters

Product Code	Watts	Lumens	Voltage	Life Time	Color Temperature	Beam Angle	Dimmable	Photocell	Warranty	Certificates
ZL60WSL50KUL	60W	8400lm	100-277V	50000 hrs	5000K	Type V	NO Dim	Yes	5 years	UL
ZL100WSL50KUL	100W	14000lm	100-277V	50000 hrs	5000K	Type V	NO Dim	Yes	5 years	UL
ZL150WSL50KUL	150W	20250lm	100-277V	50000 hrs	5000K	Type V	NO Dim	Yes	5 years	UL

Operating Frequency 47-63Hz / PF >0.9 / CRI >70% / UGR (Unified Glare Rating) <27 / Tested Dielectric Strength 3.75KVac / Ambient Temperature -30~+40°C

Accessories: ZLSQUARE (Square Pole Mount), Circuit Cap

For installation and safety notes visit: [www.zolulighting.com](http://www.zolulighting.com)